

Water Works

Issue #3

CELEBRATING 50 Years

OF ART IN IDAHO

Join us as we celebrate IWS' golden anniversary with a Founding Members Exhibition, the release of our History Book, and a commemorative reception. Honoring our past. Inspiring our future.

MAY 8 – JULY 5, 2026

IWS Founding Member's Art Show –
Open to the Public
Water's Edge Gallery at the Riverside Hotel
Garden City, Idaho

CELEBRATION RECEPTION

Sunday, June 7, 2026 • 4–6 pm
Riverside Hotel, Boise, Idaho
By Invitation Only



EAST REGION FEATURE

When Artists Stepped Into History

The East Region hosted a dynamic “Viking” experience with a live model, historical artifacts, and participation from multiple art organizations. A memorable evening of creativity, collaboration, and inspiration across mediums. **Page 8**



INVITATION TO EXCELLENCE

Jessica L. Bryant Invited to the 2026 Prix de West

IWS Distinguished Merit Member Jessica L. Bryant has been invited to exhibit in the prestigious 2026 Prix de West Invitational at the National Cowboy & Western Heritage Museum. Her luminous landscapes celebrate the enduring spirit and beauty of the American West. **Page 11**






INSIDE THIS ISSUE



	President's Welcome – Scott Muscolo	2
	The Heart of Volunteerism	3
	KISS Painting Tips – Hugh Mossman	4
	IWS Rotunda Show Results – Beth Trott	5
	Regional Updates Across Idaho	7–9
	Creating a Connected Series – Linda Aman	10

EDITOR'S CORNER

Finding your voice

-  Tips for writing articles
-  Special **FREE** summer lavender field painting events invitations
-  Article submission details from Elizabeth Van Tassel. (p. 12–13)



Thoughts from the President

Hard to believe the first quarter of 2026 has already flown by!

March was a big month. The fantastic exhibit at the Boise Capitol Rotunda is now over. Congratulations to all the People's Choice awards, which were amazing. Thank you to Beth Trott and her volunteers, congratulations to all the entrants, and thank you for making this annual event such a success!

For the 2026 Annual Juried Membership Exhibition, 65 entrants were chosen by juror J.J. Jiang and will hang at the Riverside from May 4 through June 29. We hope to see you for the critique/awards ceremony on Tuesday, June 2, 2026.

Concurrent with the Annual Exhibit is the Founders' Celebration and Exhibit created and managed by Nancy Inaba, Joyce Green, and Pam Grant. This is part of our 50th anniversary as a society, a once-in-a-lifetime opportunity to view some of the beautiful work created by the founders of IWS.

A huge "Thank You" to Nancy, Joyce, and Pam for all the effort in making this possible.

Early notice: Coming up shortly will be our Annual Meeting, which this year is to be held in Twin Falls, September 18-20. We are in the process of securing a room for a PAPI workshop (Friday Sept. 18) and a proposed 12-14-person workshop (Saturday Sept. 19) held by Linda Aman.

Stay tuned for information on the cost for the workshops, and a more detailed description of the activities. The banquet venue dinner cost will be in the \$50 per person range (Twin Falls is expensive!). We'll be sending a survey to determine the number of persons interested in each of the workshops. Lodging information will be forthcoming.

Keep your brushes damp and the creative juices flowing!

Scott Muscolo, IWS President

WaterWorks Newsletter and IWS Board of Directors

Newsletter Editor in Chief - Elizabeth Van Tassel -
elizabeth@treasuredgems.com
President - Scott Muscolo - scottmuscolo@gmail.com
Vice President - Lynn McConnell
Secretary - Roy Gover
Treasurer - Dennis Hayzlett
IWS Historian - Hugh Mossman
Membership Director - Renee Galligher
WFWS Delegates - Shelly Johnson and Pam Grant
SW Email Chair - Karyn deKramer
PAPI President - Linda Wiedenfeld
Rotunda Exhibition Chairs - Beth Trott and
Bonnie J. Liles

Regional Directors:
SW Region - Cathy Anderson and
Jennifer VonBergen
SE Region - Stan Cope
E Region - Les Scott
SC Region - Michelle George
N Region - Open
Communication & Website Director - Jane
Shimon
Social Media Director - Katie Harris
Corresponding Secretary - Linda Carlson
Annual Juried Exhibition Chair - Carol
HasBrouck Browning



The Idaho Watercolor Society has always been more than an organization—it is a community built by artists, for artists. At its core, IWS exists because of volunteers: individuals who have given their time, creativity, and care to help shape something lasting and meaningful across the state. That legacy continues today. Across Idaho, IWS volunteers have graciously and generously contributed their time to create opportunities for connection, artistic growth, and community engagement. Through exhibitions, workshops, and regional collaboration, volunteers have helped build a statewide identity—one that supports artists at every stage of their journey. And perhaps most importantly, members consistently share that they receive just as much—if not more—than they give.

More Than Giving Back

Volunteering with IWS is not simply about service—it’s about connection, growth, and belonging. It’s about building friendships:

“an opportunity to meet and interact with people all over the state and establish lasting friendships.” – Joyce Green

It’s about discovering more of who you are as an artist

“Art is a continuous journey of growth and self-discovery with every new work, I learn more about myself and the world around me.” – Gloria Miller Allen

And it’s about finding a place where your creative life is supported and shared

“IWS has given me a lot helping me on my artistic endeavors. Plus, good friends I can’t think of anything else I’d rather be doing.” – Pam Grant

A Chance to Make a Difference— Right Where You Are

Today, IWS continues to grow and evolve—and with that comes an opportunity for new volunteers to step in and shape what comes next.



We currently have openings for **Regional Directors** in the North, East, and Southwest regions.

Serving as a Regional Director offers:



Build meaningful connections within your local art community



Represent your region and its artists at the state level



Collaborate with fellow artists, galleries, libraries, and community centers




Help create opportunities for others to share their work and grow



Be part of a supportive, creative network across Idaho



To volunteer contact:
Scott Muscolo
scottmuscolo@gmail.com

VOLUNTEER. CONNECT. COLLABORATE. CREATE CHANGE.  Be part of the IWS family!



KISS: Keep It Simple *

All images by Hugh Mossman

Hugh Mossman • IWS Distinguished Merit Member

The military is known for its acronyms, and one that has stayed with me is KISS—Keep It Simple _*. I find this helpful whether I am painting or even playing golf. It's easy to get bogged down in complexity and lose sight of the basics. Of course, details matter in painting, but the focus should remain on the subject—not on trying to manage every principle and element of design at once.

Take color, for example. Paint manufacturers offer hundreds of choices, each with unique characteristics—staining, granulation, lightfastness, warm and cool variations. With so many options, how do you choose?

To experiment, I limited myself to just three primary colors: Daniel Smith Hansa Yellow Medium, Alizarin Crimson, and Phthalo Blue. I mixed them directly on paper to explore the range they could create (see photo). From there, I painted a landscape using only those three colors, aiming for dominant warm color shapes contrasted with smaller cool passages. So simple what could go wrong? (see photo)

Well, as you can see, keeping it simple doesn't guarantee success. But it does encourage work that is more intuitive—less tied to rigid rules and more open to discovery. Sometimes, simplifying the process helps us see more clearly, paint more freely, and reconnect with what drew us to watercolor in the first place.

So remember—give your watercolors a little KISS. They might just thank you for it.

* The second "S" stands for a derogatory term that may offend some so we've left it off.



A Boise-based watercolorist since the 1980s, Hugh Mossman is known for Idaho landscapes, rivers, and San Miguel street scenes. An award-winning artist, he holds signature status in NWS, TWSA, NWS, Watercolor West, and CWS, and is a Distinguished Merit Member of IWS.

www.mossmanwatercolors.com

KISS: KEEP IT SIMPLE

Simplifying your palette and approach can free your creativity and help you focus on what matters most—your subject, your story, your expression.

-  **1** Start with what you love and build a connected theme.
-  **2** Choose something you want to explore in depth.
-  **3** Focus on what excites you.
-  **4** Identify what you want to learn, committing to the process.
-  **5** Think in terms of progression, not perfection.
-  **6** Experiment and take risks.
-  **7** Use variables, also keeping something that connects each painting.
 - color palette
 - composition
 - size or scale
 - orientation (vertical, horizontal, even upside down)
-  **8** Let each piece inform the next, look for success and repeat it.
-  **9** Allow the series to change and morph to new ideas.
-  **10** Stay consistent enough for a series to emerge.
-  **11** Perhaps a new color choice, composition, or size. Maybe even a different orientation. Try the next one upside down or a vertical vs a horizontal.

KEEP IT SIMPLE. CREATE FREELY. DISCOVER MORE.

42nd Annual CAPITOL ROTUNDA Art Show



This year's Capitol Rotunda Art Show brought together watercolor artists from across Idaho in one of the state's most welcoming and widely visited public spaces. Thanks to the efforts of participating artists and dedicated volunteers, the exhibition once again provided a meaningful opportunity for the public to engage directly with original artwork.

Public response was especially strong this year, with more than 1,200 votes cast for the Visitor's Choice Awards—the highest participation in the show's history. Just as notably, every painting in the exhibition received votes, reflecting both the breadth of work on display and the many connections visitors found throughout the show. The exhibition also saw strong sales of original artwork, highlighting both the value of Idaho artists' work and the community's enthusiasm for collecting.

The mid-show Artists' Reception was another highlight, offering a chance for artists and visitors to connect in person. Conversations filled the space as artists shared their processes and visitors engaged more deeply with the work.

We are pleased to recognize the following 2026 Visitor's Choice Award recipients:

1st Place (\$200)
"Ol' Blue Eyes" by Carol HasBrouck Browning

2nd Place (\$100)
"The Poser" by Shelly Johnson

3rd Place (Merchandise Award – Blick Art Materials)
"South of Cascade" by Sharon Herther

4th Place (Merchandise Award – The Merri Artist)
"Henrietta the Hedgehog" by Tamara Burnett

Honorable Mentions

5th Place: The Family That Digs Together by Beth Trott

6th Place: Catching Some Z's XVIII by Lauren Johnson

We extend our thanks to Blick Art Materials and The Merri Artist for their continued support of IWS and for sponsoring this year's awards.

As always, the Rotunda Art Show remains a volunteer-driven effort—created by and for the community—and we are grateful to everyone who contributed to making this year's exhibition such a meaningful and widely shared experience.

Beth Trott
IWS Capitol Rotunda Art Show Coordinator

The 42nd Annual Capitol Rotunda Art Show Visitor's Choice Award Winners!




1st Place - "Ol' Blue Eyes"
by Carol HasBrouck Browning



2nd Place - "The Poser"
by Shelly Johnson



3rd Place - "South of Cascade"
by Sharon Herther



4th Place - "Henrietta the
Hedgehog" by Tamara Burnett

CELEBRATING



50 Years of ART in Idaho!

Still creating art ... after 50 years!

THEN & NOW



1980 — HUGH MOSSMAN — 2025



1980 — GLORIA MILLER ALLEN — 2024



1980 — JANE WILSON — 2021

You are cordially invited to celebrate IWS' golden anniversary!

[IWS Founding Member's Art Show - Open to the Public](#)

Water's Edge Gallery at the Riverside Hotel
2900 W Chinden Blvd, Garden City, ID 83714
May 8 - July 5, 2026

[IWS History Book](#)

The history will include a timeline of the events and visionary people that shaped and built IWS. The book captures stories of early members and recognizes the community support essential to the existence of the Idaho Watercolor Society. Proudly and gratefully done in collaboration with Idaho State Historical Society.

[IWS Reception \(by invitation only\)](#)


Sunday, June 7, 4-6 pm
Riverside Hotel, Boise, Idaho



Please note: The IWS History Book will be published in August through Blurb printing. Nancy Iniba will be taking signups at the reception. The cost is estimated at \$45-\$50.



Linda Aman
teaching a
watercolor
workshop



Southeast Region

A Day of Texture and Discovery
IWS Southeastern 5th District Workshop | March 14

There's something special about gathering around a table of paint, paper, and possibility—and on March 14, fourteen artists did just that at the IWS Southeastern 5th District watercolor workshop.

We were delighted to welcome instructor Linda Aman of Star, Idaho, an accomplished artist, author, and educator whose work has been featured in numerous award-winning exhibitions. From the moment the day began, it was clear we were in capable hands. Linda arrived fully prepared, even providing materials—stretched paper, paints, and brushes—for those who needed them.

The morning opened with an exploration of color charts and the unique qualities of granulating pigments, along with helpful guidance on sourcing materials. From there, the focus turned to one of Linda's signature subjects: Corrosion. Using a provided reference image, participants gathered closely as she demonstrated the first steps, setting the tone for a day of hands-on learning.

As the workshop unfolded, Linda moved easily throughout the room, offering one-on-one guidance, encouragement, and thoughtful answers to questions. There was a steady rhythm to the day—paint, observe, adjust, and try again. Near the close, each artist brought their work forward for a group critique. This time together proved especially valuable, offering insight into composition, color harmony, and the layering techniques that create the beautifully textured, weathered effects seen in corrosion-inspired work. It was a full and rewarding day—one filled not only with learning, but with shared creativity and connection.

To learn more about Linda Aman and her work, visit: linda@amanarts.com

Stan Cope - Skicope@gmail.com - 208-251-0002



IWS NEWSLETTER EAST REGION UPDATES

Working together to inspire creativity,
celebrate art, and strengthen our community.



ANNUAL REGIONAL SPRING SHOW

May 8 – July 3

Studio Gallery

Artwork drop-off:

May 5, 10:00 a.m. – 4:00 p.m.

Opening Reception:

May 8, 5:00 – 7:00 p.m.



A COLLABORATIVE “VIKING” EXPERIENCE

In February, we hosted our first collaborative event with regional art organizations. The IWS East Region partnered with the Colored Pencil Society of America (DS125) to create a unique “Viking” experience featuring a live model, historical weaponry, and artifacts.

Held at the historic Stanger Building in Iona, the evening welcomed artists from across the region, including the Eagle Rock Art Guild, TAM Museum Artists, Bonneville Art Association, Gallery 12, and High Desert Photographers. The event was well attended, with artists sketching, photographing, and painting across a variety of mediums.

We look forward to offering more collaborative events like this in the future.

ARTIST SPOTLIGHT SUE TYLER

Regional artist Sue Tyler has had a full exhibition season, with a recent solo show at the Carr Gallery in Idaho Falls (through March 15), followed by a show at Victor City Gallery (April 7–30).

She will also be featured at Warm River Gallery in Ashton, opening May 16 and running through July.



WORKSHOP RECAP SALLY CANNON ELLIS

Sally Cannon Ellis taught an in-depth gouache workshop at TAM on April 16–18. Often described as the rich, opaque cousin of watercolor, gouache offers unique possibilities for color and design.

With over 22 years of university teaching experience, Sally brought both depth and clarity to her instruction in watercolor, color theory, and design.



EAST IDAHO ARTISTS Mingle

2ND TUESDAY
OF EVERY MONTH

5PM – 7PM

Artists of all mediums are invited for an evening of creative conversation and community.

See schedule at right.



APRIL 14TH
Willard Arts Center
450 A Street, Idaho Falls

MAY 12TH
Artitorium on Broadway
271 W Broadway St,
Idaho Falls

JUNE 9TH
Willard Arts Center
450 A Street, Idaho Falls

JULY 14TH
Willard Arts Center
450 A Street, Idaho Falls

AUGUST 11TH
Willard Arts Center
450 A Street, Idaho Falls

SEPTEMBER 8TH
Willard Arts Center
450 A Street, Idaho Falls

OCTOBER 13TH
Willard Arts Center
450 A Street, Idaho Falls

VOLUNTEERS NEEDED!



Regional Director
(East Region)



Newsletter Liaison
(East Region)

Thank you!

Les Scott

Regional Director – East Region
greenstagart@gmail.com –
208-589-0858.



Connie Pepper

Yes, we have been painting! Our “First Friday, Just Watercolor!” get togethers continued in April with a painting outing to Jerome’s Moss Greenhouses. Moss Greenhouses is a plant nursery with a lovely, large retail store and custom planting center. Our members took out our painting supplies and a lightweight chair or stool, and planted ourselves amongst the baskets of flowers, garden statues, and rows of bedding plants for our painting session.

Several of our group had not painted “en plein air” before, so I came up with a good, simple list for plein air painting:

- Small pre-filled palette of paints, with maybe 8-10 colors
- 2-3 brushes of different sizes
- A clipboard or sturdy cardboard to hold the paper, and tape for taping your paper down, or a hard-backed sketchbook if you prefer.
- Pencil and kneaded eraser for sketching.
- Water bottle and water container
- A few paper towels or an old hand towel to dab excess water from brushes.
- Sun hat, bug repellent, and sunscreen.
- Lightweight chair or stool

As I made the list, I recalled my first plein air experience painting downtown in front of a historic building. I had to park two blocks away, and I had packed my car’s trunk with everything but the kitchen sink. I went and set up my chair, before going back to my car to get the rest of my gear. As I hiked back with the rest of my gear, I watched as a homeless man on a bike scooped up my empty chair and started riding off with it! I yelled, “Hey, that’s my chair!” and he rather sheepishly turned around and returned it to its place on the sidewalk. It was then that I decided that it was a bad idea to bring more supplies that I could carry on one trip from the car.

Members should plan to attend the May “First Tuesday, Just Watercolor” which will be held at Twin Falls Reformed Church Legacy Room in Twin Falls, on May 5th. Connie Pepper will be setting up a still life for us to paint from.

Michelle George • michelleageorge58@gmail.com



Michelle George



Elizabeth La Rowe

Suggestions for Working in a Series

All images by Linda Aman

Linda Aman • IWS Signature Member



CREATING A *Connected Series*

A THOUGHTFUL APPROACH. ENDLESS POSSIBILITIES.



Start with what you love and build a connected theme



Choose something you want to explore in depth



Focus on what excites you



Identify what you want to learn, committing to the process



Think in terms of progression, not perfection



Experiment and take risks



Use variables, also keeping something that connects each painting

- color palette
- composition
- size or scale
- orientation (vertical, horizontal, even upside down)



Let each piece inform the next, looks for success and repeat it



Allow the series to change and morph to new ideas



Stay consistent enough for a series to emerge



Perhaps a new color choice, composition, or size. Maybe even a different orientation. Try the next one upside down or a vertical vs a horizontal.

In the Studio

I often work on several artworks at the same time. This approach helps me create pieces that can naturally work into a series.

The images shown here are part of my ongoing Creation series. It has been one of my most meaningful and well-received bodies of work, and I continue to expand it. Collectors often ask about upcoming pieces, and one client purchased five full-sheet framed paintings for their home. I typically have multiple series in progress, which help me deepen ideas and continue growing within each body of work.



Linda Aman is an award-winning artist, author, and instructor known for her dynamic range from realism to abstraction. She has exhibited widely in galleries, competitions, and solo shows, and is an IWS Distinguished Merit Member and WFWS Signature Member. A sought-after educator, Linda teaches all levels of art concepts, design, and technique, and has served as a judge, consultant, and speaker throughout the Northwest. Her work has been shaped by her being an artist in residence in Yellowstone National Park, where she further explored creativity, experimentation, and the natural world. You can find out more at <https://amanarts.com/>.





Upstream Tranquility
Transparent Watercolor, 30 x 50"
North Fork Coeur d'Alene River

Invitation to the 2026 Prix de West

Jessica Bryant • IWS Distinguished Merit Member



Teton Reflections
Transparent Watercolor, 30 x 22"
Grand Teton National Park

Jessica L Bryant, IWS Distinguished Merit Member, is an invited guest artist for the highly prestigious 2026 Prix de West. Organized by the National Cowboy & Western Heritage Museum, the Prix de West Invitational Art Exhibition & Sale is the nation's premier Western art exhibition and sale, showcasing original works ranging from historical depictions of the American West to more contemporary and impressionistic pieces.

The exhibit is dominated by oils and sculpture, but there are a handful of watercolorists representing the medium, including Dean Mitchell, Joel Johnson, and Joseph Bohler. Jessica is excited to join them this year with paintings of Grand Teton National Park and the North Fork Coeur d'Alene River. The latter is Jessica's largest painting to date, at 30 x 50.

The Prix de West will be on display at the National Cowboy & Western Heritage Museum in Oklahoma City, OK, from Jun 6 - July 12. The Art Sale weekend is June 12-13, which includes the Awards Dinner that will be simulcast live online. To see a list of participating artists and learn more about the exhibit, visit pdw.nationalcowboymuseum.org/participating-artists.

Jessica is also exhibiting this spring with the Transparent Watercolor Society of America and Watercolor USA, and will be jurying the Richeson75 Exhibition for Landscape, Seascape, and Architecture. Her work can be viewed at www.jessicabryant.com.



About Jessica L Bryant

Passionate about nature and wilderness, Jessica is frequently found in our National Parks, the forests of North Idaho, and other wilderness areas. Her work is driven by her attraction to the natural world and the ways that land and water anchor human culture, defining our history and experiences. Jessica paints and teaches out of her studio in Coeur d'Alene and is represented by Coeur d'Alene Galleries and Settlers West Galleries (Tucson).

Finding *Your Voice*

A GUIDE TO WRITING ARTICLES

FOR ARTICLES • BLOG POSTS • PODCASTS • INTERVIEWS

At some point in your artistic journey, you may be invited to share your voice—whether in an article, blog post, podcast, or interview.

For many artists, this can feel a bit daunting. You may have meaningful ideas and experiences, but putting them into words can take extra time and confidence.

The good news? It doesn't have to be complicated.

Here are a few simple ways to make the process easier—and even enjoyable.

Greetings from the Editor



1. Start Where You Are

You don't need perfect sentences to begin. Try starting with bullet points, short phrases, or even speaking your thoughts out loud and jotting them down. Think of it as gathering ideas—like sketching before a painting.



2. Use a Simple Structure

A helpful guide is the “5 Ws”: Who, What, Where, When, and Why. You don't need to answer them formally, but they can bring clarity and flow to your writing.



3. Writing in Third Person

Some articles are written in third person, especially when highlighting an artist or event.

- **First person:** “I was honored to participate...”
- **Third person:** “Elizabeth Van Tassel was honored to participate...”

Both are appropriate—it simply depends on the context.



4. Using Tools Thoughtfully

If writing feels challenging, tools (including AI) can help organize and refine your ideas. Think of them as a helper—not a replacement for your voice.

A gentle note: AI can occasionally generate incorrect details, so be sure to review your article carefully and confirm accuracy.



5. Add a Personal Thread

Including a brief personal story or insight can help anchor your main point. Even a few sentences about what you noticed, felt, or learned gives readers something to connect with—and helps your message stay with them longer.



6. Read It Aloud

Before submitting, read your piece out loud. This simple step helps catch errors, smooth phrasing, and ensure it sounds natural—like you.



7. Keep It Simple—and Yours

Your perspective matters. It doesn't need to be perfect—it just needs to be authentic.

The 5 Ws at a Glance

Who is involved?

What happened?

Where did it take place?

When did it occur?

Why does it matter?

by Elizabeth Van Tassel

IWS *WaterWorks*

Newsletter Editor-in-Chief



ElizabethVanTassel.com
elizabeth@treasuredgems.com

We're grateful for every voice that adds to this creative community.

*A Special **FREE** Invitation to Paint in the Lavender & Announcements
- from Elizabeth Van Tassel*

I wanted to share this wonderful invitation from a local lavender farm in Eagle to artists in IWS and PAPI who might wish to come and paint for an evening or daytime in the summer. I have enjoyed painting at Red Chair Lavender many times and it's truly like being in France for the day. Romantic, Hallmark-like, and special. Please RSVP to secure your place and get further information from Wendy@redchairlavender.com.



Editor's Announcements
← FREE!
Invitation to paint at Red Chair Lavender in July
Limited to 10-15 people per event
Mother's Day gouache painting event - come join me May 9th, 1-4 p.m. - rsvp: Create Gallery & Frames/Events

An Eve in Provence

SATURDAY, JULY 11

4:00 – 8:00 PM | ADULTS ONLY

An elegant evening in the lavender fields inspired by the South of France.

- Charcuterie, wine, lavender-infused drinks & more
- Live music & roving violin
- Rebecca Pearce and Friends
- A curated selection of vendors
- Guests are encouraged to dress up
- An upscale, enchanting date-night experience

Capture the beauty, the light, and the moments that make these events unforgettable.

Jazz in the Lavender

SUNDAY, JULY 12

10:00 AM – 3:00 PM | FAMILY-FRIENDLY

A lively day of music, food and fun for the whole family.

- Live jazz
- Tri-tip from Coastal Oak
- Waterslides & kids activities
- A few vendor spots
- A joyful summer celebration in the lavender fields



BE PART OF SOMETHING SPECIAL



Paint in a stunning, curated lavender setting



Be part of a live, immersive artistic atmosphere



Connect with guests, collectors, and fellow artists



Enjoy complimentary access to the event while you paint

Space is limited – reserve your place today!

EMAIL WENDY@REDCHAIRLAVENDER.COM TO RESERVE YOUR SPOT AND RECEIVE DETAILS.

INVITATION EXTENDED TO IDAHO WATERCOLOR SOCIETY & PLEIN AIR PAINTERS OF IDAHO (PAPI)

August newsletter articles due June 30th to elizabeth@treasuredgems.com